

Kingston Safety & Relief Valves

Kingston Model 115
ASME Code Section VIII Safety Valve
Brass, Soft Seat



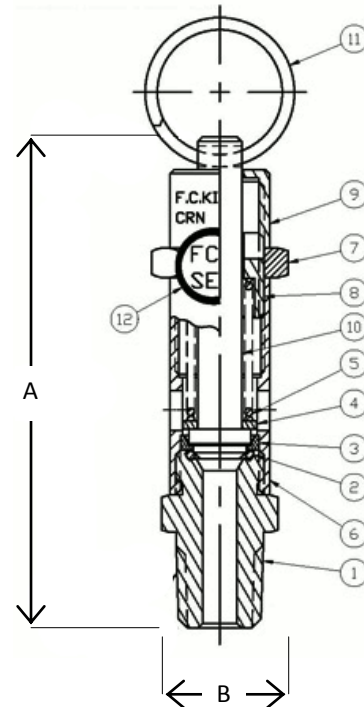
Features:

- Viton O-ring Provides Soft Seat Performance
- Precision Machined Hard, Positive Stop
- ASTM B-16 Brass Construction
- Pull Ring for Manual Testing
- Three Sizes: 1/4", 3/8" & 1/2" NPT
- ASME/NB Certified - Stamped UV + NB
- Temperature Range: -20°F to 400°F
- Sect. VIII Air Set Pressure Range 25-300 PSIG
- Registered in All Canadian Provinces & Territories
- Every Safety Valve Factory Set and Tested

Model	Available Sizes	Orifice	Figure/Part No	Dimensions (inches)		Set Pressure Range PSIG	Approximate Ship Weight	Max Temp
				Height (A)	Hex (B)			
115	1/4 NPT	.219	115-2-000	3 1/8	5/8	25-300	3 oz	400°F
	3/8 NPT	.265	115-3-000	3 1/4	3/4	25-275	5 oz.	
	1/2 NPT	.312	115-4-000	4 1/2	7/8	25-275	9 oz.	

Materials

No.	Part Name	Materials
1	Base	Brass (ASTM—B16)
2	'O' Ring	Viton
3	Seat Washer	Brass (ASTM—B16)
4	Stem Washer	Brass (ASTM—B16)
5	Spring	M.W./SST (302)
6	Body	Brass (ASTM—B16)
7	Lock Nut	Brass (ASTM—B16)
8	Adj. Screw	Brass (ASTM—B16)
9	Cap	Brass (ASTM—B16)
10	Stem	Brass (ASTM—B16)
11	Pull Ring	Stainless Steel (302)
12	Seal	Vinyl



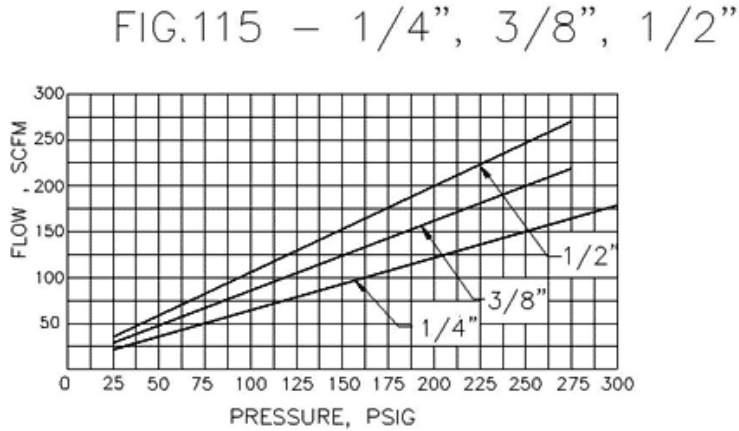
www.KingstonValves.com

Storm Manufacturing Group
23201 Normandie Ave., Torrance CA 90501-5050
Toll Free: 866-628-8287 Fax: 800-997-0500 Direct: 310-326-8287

Copyright 2010 © Storm Manufacturing Group. All rights reserved. Product designs and specifications subject to change without notice. r.10b

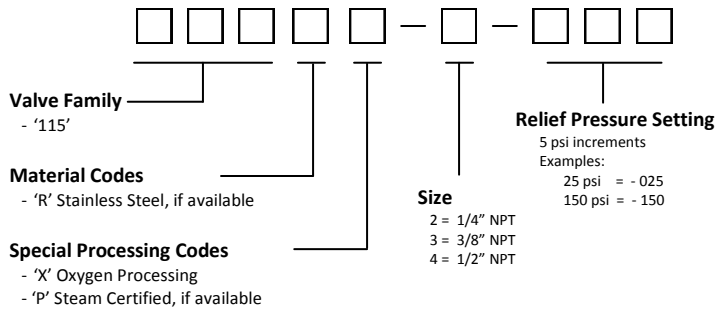
Kingston Model 115 Safety Relief Valve

Flow Capacity Information



SET PRESSURE	STAMPED CFM			SET PRESSURE	STAMPED CFM		
psi	1/4"	3/8"	1/2"	psi	1/4"	3/8"	1/2"
25	22	29	36	165	102	135	167
30	25	33	41	170	105	139	171
35	28	37	45	175	108	143	176
40	31	41	50	180	111	147	181
45	33	44	55	185	113	151	185
50	36	48	59	190	116	154	190
55	39	52	64	195	119	158	195
60	42	56	69	200	122	162	199
65	45	59	73	205	125	166	204
70	48	63	78	210	128	170	209
75	51	67	83	215	131	173	214
80	53	71	87	220	133	177	218
85	56	75	92	225	136	181	223
90	59	78	97	230	139	185	228
95	62	82	101	235	142	189	232
100	65	86	106	240	145	192	237
105	68	90	111	245	148	196	242
110	71	94	115	250	151	200	246
115	73	97	120	255	154	204	251
120	76	101	125	260	156	207	256
125	79	105	129	265	159	211	260
130	82	109	134	270	162	215	265
135	85	113	139	275	165	219	270
140	88	116	143	280	168		
145	91	120	148	285	171		
150	93	124	153	290	174		
155	96	128	157	295	176		
160	99	132	162	300	179		

Ordering Information



Product Notes

All Kingston Safety Valves are manufactured under a quality control system accepted by the National Board of Boiler and Pressure Vessel Inspectors.

Code valves are capacity certified by the National Board, manufactured in accordance with ASME Code, set and sealed at the factory.

Set pressure can deviate from the marked by ± 2 psig at or below 70 psig set pressures and $\pm 3\%$ psig above 70 psig.

Factory standard seat tightness for soft seat valves: no audible leakage at 10% below nameplate set. It is normal for spring-operated safety valves to exhibit leakage or simmer/warn, as the system operating pressure approaches the set pressure. For soft seat valves this typically occurs at pressures at or above 90% of nameplate set pressure.

At very low set pressures (20 psi and below), the ratio of the downward spring force as compared to the upward pressure force is very small. In these cases it may be impossible to achieve seat tightness.

Soft seat valves will typically provide a higher degree of seat tightness than metal, hard seats. Factory standard seat tightness does not ensure bubble-tight seal regardless of material.

Final application design and integration of Kingston Products are the sole responsibility of the end user.

Storm Manufacturing reserves all rights. Product specifications and designs are subject to change without notice.



Storm Manufacturing Group
 23201 Normandie Ave., Torrance CA 90501-5050
 Toll Free: 866-628-8287 Fax: 800-997-0500 Direct: 310-326-8287